

# Quickstart Scanning Guide

**IMPORTANT: Proclaim Bite Shim is REQUIRED when scanning for Proclaim.**

## START A PATIENT SCAN

Step

1

### Scan option to choose:

- 3shape = Status Scan
- iTero = iRecord &/or Study model
- Medit = Orthodontic Appliance
- Dexis/Carestream = Scan
- Primescan = Scan
- VirtuoVivo = No Treatment Plan
- True Definition = Scan
- Planmeca = Scan

If your scanner isn't listed, scan QR code in Step 04.

### Scan the patient's upper and lower arches.

- Ensure interproximal spaces, at least 1 mm of gumline, and occlusal surfaces are captured.

## PROCEED TO THE OCCLUSION STEP

Step

2

The single-use Proclaim bite shim ensures arches are in an open bite position.

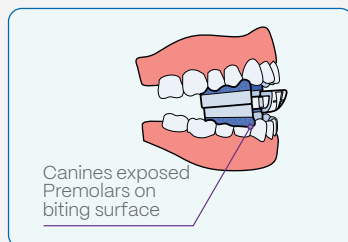
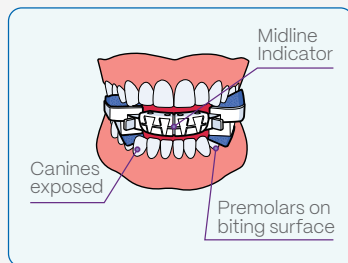
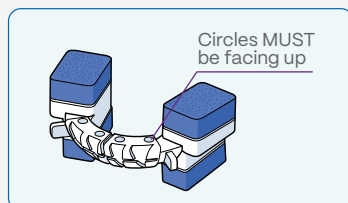
### The circles on the shim MUST be upward facing.

Align the midline indicator with the mandibular midline.

Place the shim's biting surface directly behind the mandibular canines, so the first premolars (if present) contact the biting surface.

Have patient bite down until foam bottoms out – arch should be natural and comfortable, with bite stable and secure.

**\*INSTRUCT PATIENT NOT TO MOVE DURING SCAN.**



## SCAN ANTERIOR ONLY, FROM CANINE TO CANINE

Step

3

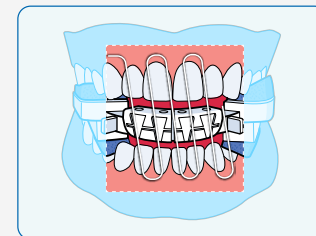
Scan the teeth and gums, moving across the textured surface of the shim using an S-pattern, so that arches align in the software.

Auto Alignment is preferred. If arches don't auto align, manually align the arches according to your scanner's procedure.

### Only one bite scan is needed.

- Skip any additional bite steps your scanner may recommend.

Confirm arches are well aligned, and in the correct open bite position relative to one another.



Step

4

Export the scan files in .STL format. **Scan the QR code** for more detailed instructions on each scanner.



Step

5

Upload all STL files to the patient record in **Proclaim Connect** which can be accessed at [connect.proclaimhealth.com](https://connect.proclaimhealth.com).

If you need help, please contact

[customer@proclaimhealth.com](mailto:customer@proclaimhealth.com)

Proclaim™  
Connect