

# Proclaim™ Quickstart Scanning Guide

**IMPORTANT: Proclaim Bite Shim is REQUIRED when scanning for Proclaim.**

## Step 1 START A PATIENT SCAN

### 1

### Scan option to choose:

- + **3shape** = Status Scan
- + **iTero** = iRecord &/or Study model.
- + **Medit** = Orthodontic Appliance
- + **Intelliscan** = Scan
- + **Dexis/Carestream** = Scan
- + **Primescan** = Scan
- + **VirtuoVivo** = No Treatment Plan
- + **True Definition** = Scan
- + **Planmeca** = Scan

If your scanner isn't listed, scan QR code in Step 04 or contact us.

### Scan the patient's upper and lower arches.

- + Ensure interproximal spaces, 2mm of gumline, and occlusal surfaces are captured.

## Step 2 PROCEED TO THE OCCLUSION STEP

### 2

For a more natural arch position, have the patient sit up during the bite scan.

The single-use Proclaim bite shim ensures arches are in an open bite position.

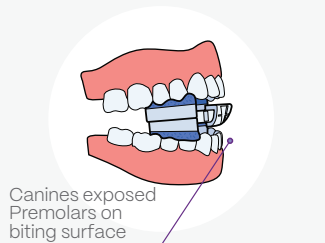
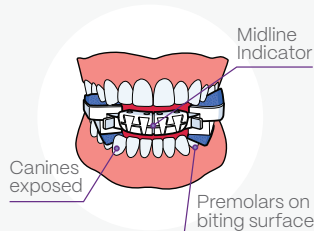
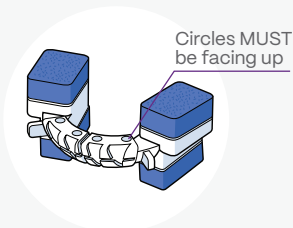
### The circles on the shim **MUST** be upward facing.

Align the midline indicator with the lower arch (mandibular) midline.

Place the shim's biting surface directly behind the mandibular canines, so the first premolars (if present) contact the biting surface.

Have patient bite down until foam bottoms out – arch should be natural and comfortable, with bite stable and secure.

### **\*INSTRUCT PATIENT NOT TO MOVE DURING SCAN.**



## Step 3 SCAN ANTERIOR ONLY, FROM TAB TO TAB

### 3

Only one bite scan is needed.

**Scan the anterior teeth, gums (2mm) and shim, moving up and down in an S format.** Do NOT scan posterior teeth or past the tab on the shim as this can cause misalignment.



Scan until the bite scan is superimposed on the arch scans, or until it changes color, depending on scanner.

Confirm arches are well aligned, and in the correct open bite position relative to one another.

## Step 4

### 4

Export the scan files in .STL format. **Scan the QR code** for more detailed instructions on each scanner.



## Step 5

### 5

Upload all STL files to the patient record in **Proclaim Connect** which can be accessed at [connect.proclaimhealth.com](https://connect.proclaimhealth.com).

If you need help, please contact

[customercare@proclaimhealth.com](mailto:customercare@proclaimhealth.com)

**Proclaim™  
Connect**